

Format of Holding of Specified securities

1. Name of Listed Entity: SONATA SOFTWARE LTD
2. Scrip Code/Name of Scrip/Class of Security: 532221/SONATSOFTW/Equity shares
3. Share Holding Pattern Filled under: Reg.31(1)(b)
 - a. if under 31(1)(b) then indicate the report for quarter ending
 - b. if under 31(1)(c) then indicate date of allotment/extinguishment

31.12.2015

4. Declaration : The Listed entity is required to submit the following declaration to the extent of submission of information:

Particulars	YES*	NO*
a. Whether the Listed Entity has issued any partly paid up shares		
b. Whether the Listed Entity has issued any Convertible Securities or Warrants?		
c. Whether the Listed Entity has any shares against which depository receipts are issued?		
d. Whether the Listed Entity has any shares in locked-in?		
e. Whether any shares held by promoters are pledge or otherwise encumbered?	YES	NO

*if the Listed Entity selects the option 'NO' for the questions above, the columns for the partly paid up shares, Outstanding Convertible Securities/Warrants, depository receipts, locked-in shares, No of shares pledged or otherwise encumbered by promoters, as applicable, shall not be displayed at the time of dissemination on the Stock Exchange website. Also wherever there is 'No' declared by Listed entity in above table the values will be considered as 'Zero' by default on submission of the format of holding of specified securities.

5. The tabular format for disclosure of holding of specified securities is as follows:





Table I - Summary Statement holding of specified securities

Category/Category of Shareholder	No of Shareholders	No of fully paid up equity shares held	No of Partly paid-up equity shares held	No of Underlying Depository Receipts	Total No of Shares Held	Shareholding as a % of total no of shares	Number of Voting Rights held in each class of securities			No of Shares Underlying convertible securities (Including Warrants)	Shareholding as a % assuming full conversion of convertible Securities (as a percentage of diluted share capital)	Number of Locked in Shares	Number of Shares pledged or otherwise encumbered	Number of equity shares held in dematerialized form
							Class X	Class Y	Total					
(I)	(II)	(IV)	(V)	(VI)	(VII)	(VIII)	(IX)			(X)	(XI)	(XII)	(XIII)	(XIV)
							No of Voting Rights		Total as a % of (A+B+C)		No. As a % of total Shares held	No. As a % of total Shares held		
(A) Promoter & Promoter Group	21	33150161	0	0	33150161	31.52	0	33150161	31.52	0	0.00	975000	2.94	33150161
(B) Public	33645	72009145	0	0	72009145	68.48	0	72009145	68.48	0	0.00	NA	NA	69422351
(C) Non Promoter-Non Public	0	0	0	0	0	0	0	0	0.00	0	0.00	NA	NA	0
(C1) Shares underlying DRs	0	0	0	0	0	0	0	0	0.00	0	0.00	NA	NA	0
(C2) Shares held by Employees Trusts	0	0	0	0	0	0	0	0	0.00	0	0.00	NA	NA	0
Total:	53666	105159306	0	0	105159306	100.00	0	105159306	100.00	0	0.00	0	0	102572512



Category	Category & Name of the Shareholder	PAN	No of Shareholders	No of fully paid up equity shares held	No of Partly paid-up equity shares held	No of Shares Underlying Depository Receipts	Total No of Shares Held (IV+V+VI)	Shareholding as a % of total no of shares (A+B+C)	Number of Voting Rights held in each class			No of Shares Underlying convertible securities (including Warrants)	Shareholding as a % assuming full conversion of convertible Securities (as a percentage of diluted share capital)	Number of Locked in Shares	Number of Shares pledged or otherwise encumbered	Number of equity shares held in dematerialized form			
									No of Voting Rights								As a % of total Shares held	As a % of total Shares held	As a % of total Shares held
									Class X	Class Y	Total								
(I)	(II)	(III)	(IV)	(V)	(VI)	(VII)	(VIII)	(IX)	(X)	(XI)	(XII)	(XIII)	(XIV)						
(1)	Indian																		
(a)	Individuals/Hindu undivided Family		10	29452210	0	29452210	28.01	0	29452210	0	28.01	0	0.00	0	29452210				
	BELA M DALAL	AAAPD8329F	2	223500	0	223500	0.21	0	223500	0	0.21	0	0.00	0	223500				
	MUKUND DHARAMDAS DALAL	AAAPD8330Q	3	1036260	0	1036260	0.99	0	1036260	0	0.99	0	0.00	0	1036260				
	SUMAN R RAHEJA	AAAPR1397L	1	6900000	0	6900000	6.56	0	6900000	0	6.56	0	0.00	0	6900000				
	SHYAM BHUPATIRAI GHIA	AAAPG61877A	1	5000	0	5000	0.00	0	5000	0	0.00	0	0.00	0	5000				
	RAJAN B RAHEJA	AAANR0573J	1	4787450	0	4787450	4.55	0	4787450	0	4.55	0	0.00	0	4787450				
	AKSHAY RAJAN RAHEJA	ADNPRD84R	1	8250000	0	8250000	7.85	0	8250000	0	7.85	0	0.00	0	8250000				
	VIREN RAJAN RAHEJA	AEVPR7893D	1	8250000	0	8250000	7.85	0	8250000	0	7.85	0	0.00	0	8250000				
(b)	Central Government/State Government(s)		0	0	0	0	0.00	0	0	0	0.00	0	0.00	0	0				
(c)	Financial Institutions/Banks		0	0	0	0	0.00	0	0	0	0.00	0	0.00	0	0				
(d)	Any Other		11	3697951	0	3697951	3.52	0	3697951	0	3.52	0	0.00	0	3697951				
	BHUPATI INVESTMENTS AND FINANCE PVT.LTD.	AAACB0441P	7	2161951	0	2161951	2.06	0	2161951	0	2.06	0	0.00	0	2161951				
	EXCLUSOR CONSTRUCTION COMPANY PRIVATE LIMITED	AAACE9009Q	1	1150000	0	1150000	1.09	0	1150000	0	1.09	0	0.00	0	1150000				
	DALTREYA INVESTMENT & FINANCE PRIVATE LTD	AAABED2269C	1	100000	0	100000	0.10	0	100000	0	0.10	0	0.00	0	100000				
	GSTAAD INVESTMENT & FINANCE PRIVATE LIMITED	AAABCG4641D	1	143000	0	143000	0.14	0	143000	0	0.14	0	0.00	0	143000				
	TROPHY INVESTMENT & FINANCE PRIVATE LIMITED	AAABCT4521F	1	143000	0	143000	0.14	0	143000	0	0.14	0	0.00	0	143000				
	Sub-Total (A)(1)		21	33150161	0	33150161	31.52	0	33150161	0	31.52	0	0.00	0	33150161				
(2)	Foreign																		
	Individuals (Non-Resident Individuals/Foreign		0	0	0	0	0.00	0	0	0	0.00	0	0.00	0	0				
(a)	Individuals		0	0	0	0	0.00	0	0	0	0.00	0	0.00	0	0				
(b)	Government		0	0	0	0	0.00	0	0	0	0.00	0	0.00	0	0				
(c)	Institutions		0	0	0	0	0.00	0	0	0	0.00	0	0.00	0	0				
(d)	Foreign Portfolio Investor		0	0	0	0	0.00	0	0	0	0.00	0	0.00	0	0				
(e)	Any Other		0	0	0	0	0.00	0	0	0	0.00	0	0.00	0	0				
	Sub-Total (A)(2)		0	0	0	0	0.00	0	0	0	0.00	0	0.00	0	0				
	Total Shareholding of Promoter and Promoter Group (A)=(A1)+(A2)		21	33150161	0	33150161	31.52	0	33150161	0	31.52	0	0.00	0	33150161				






Table III - Statement showing shareholding pattern of the Public shareholder

Category	PAN	No of Shareholders	No of fully paid-up equity shares held	No of Partly paid-up equity shares held	No of Underlying Depository Receipts	Total No of Shares Held (IV+V+VI)	Shareholding as a % of total shares (A+B+C2)	Number of Voting Rights held in each class of securities			No of Shares Underlying Outstanding convertible securities (including Warrants)	Shareholding as a % assuming full conversion of convertible securities (as a percentage of diluted share capital)	Number of Locked In Shares	Number of Shares pledged or otherwise encumbered	Number of equity shares held in dematerialized form
								Class X	Class Y	Total					
(1)	(ii)	(iii)	(iv)	(v)	(vi)	(vii)	(viii)	(ix)			(x)	(xi)	(xii)	(xiii)	(xiv)
(a) Institutions															
(a) Mutual Funds		10	1578882	0	0	1578882	1.50	1578882	0	1578882	1.50	0	0.00	NA	1578882
(b) Venture Capital Funds		0	0	0	0	0	0.00	0	0	0	0.00	0	0.00	NA	0
(c) Alternate Investment Funds		0	0	0	0	0	0.00	0	0	0	0.00	0	0.00	NA	0
(d) Foreign Venture Capital Investors		0	0	0	0	0	0.00	0	0	0	0.00	0	0.00	NA	0
(e) Foreign Portfolio Investors		47	12626356	0	0	12626356	12.01	12626356	0	12626356	12.01	0	0.00	NA	0
ORANGE MAURITIUS INVESTMENTS LIMITED	AA8C00594R	1	1644171	0	0	1644171	1.56	1644171	0	1644171	1.56	0	0.00	NA	12626356
OCEAN DIAL GATEWAY TO INDIA MAURITIUS LIMITED	AAEC13548C	1	1310756	0	0	1310756	1.25	1310756	0	1310756	1.25	0	0.00	NA	1644171
GOLDMAN SACHS INDIA FUND LIMITED	AADG0280C	1	3578649	0	0	3578649	3.40	3578649	0	3578649	3.40	0	0.00	NA	1310756
Financial Institutions/Banks		5	1045813	0	0	1045813	0.99	1045813	0	1045813	0.99	0	0.00	NA	3578649
(g) Insurance Companies		0	0	0	0	0	0.00	0	0	0	0.00	0	0.00	NA	1045813
(h) Provident Funds/Pension Funds		0	0	0	0	0	0.00	0	0	0	0.00	0	0.00	NA	0
(i) Any Other		0	0	0	0	0	0.00	0	0	0	0.00	0	0.00	NA	0
Sub Total (B)(1)		62	15251051	0	0	15251051	14.50	15251051	0	15251051	14.50	0	0.00	NA	15251051
Central Government/State Government(s)/President of India		0	0	0	0	0	0.00	0	0	0	0.00	0	0.00	NA	0
Sub Total (B)(2)		0	0	0	0	0	0.00	0	0	0	0.00	0	0.00	NA	0
(3) Non-Institutions															
(a) Individual shareholders holding nominal share capital up to Rs.2 lakhs		32306	28098852	0	0	28098852	26.72	28098852	0	28098852	26.72	0	0.00	NA	26599335
ii. Individual shareholders holding nominal share capital in excess of Rs. 2 lakhs		17	18523669	0	0	18523669	17.61	18523669	0	18523669	17.61	0	0.00	NA	18523669
SRIKAR PALEM REDDY	AAJPR9128H	2	1440228	0	0	1440228	1.37	1440228	0	1440228	1.37	0	0.00	NA	1440228
HEMENDRA M ROTHARI	ABOPR8771F	1	10660026	0	0	10660026	10.14	10660026	0	10660026	10.14	0	0.00	NA	10660026
(b) NBFCs Registered with RBI		7	360289	0	0	360289	0.34	360289	0	360289	0.34	0	0.00	NA	360289
(c) Employee Trusts		0	0	0	0	0	0.00	0	0	0	0.00	0	0.00	NA	0
(d) Overseas Depositories (Holding DRs)(Balancing figure)		0	0	0	0	0	0.00	0	0	0	0.00	0	0.00	NA	0
(e) Any Other		0	0	0	0	0	0.00	0	0	0	0.00	0	0.00	NA	0
TRUSTS		2	1574875	0	0	1574875	1.50	1574875	0	1574875	1.50	0	0.00	NA	503575
SANKARAN RAMACHANDRAN		2	1559875	0	0	1559875	1.48	1559875	0	1559875	1.48	0	0.00	NA	488575
NON RESIDENT INDIANS		484	606021	0	0	606021	0.58	606021	0	606021	0.58	0	0.00	NA	606021
CLEARING MEMBERS		100	107367	0	0	107367	0.10	107367	0	107367	0.10	0	0.00	NA	107367
BODIES CORPORATES		662	7487021	0	0	7487021	7.12	7487021	0	7487021	7.12	0	0.00	NA	7471021
PRESIDENT SECURITIES PRIVATE LIMITED	AADCP0490P	1	2500000	0	0	2500000	2.38	2500000	0	2500000	2.38	0	0.00	NA	2500000
Sub Total (B)(3)		33563	56758094	0	0	56758094	53.97	56758094	0	56758094	53.97	0	0.00	NA	5471500
Total Public Shareholding (B) = (B)(1)+(B)(2)+(B)(3)		33645	72009145	0	0	72009145	68.48	72009145	0	72009145	68.48	0	0.00	NA	69422351

Table IV - Statement showing shareholding pattern of the Non Promoter - Non Public Shareholder

Category	Category & Name of the Shareholder	PAN	No of Shareholders	No of fully paid up equity shares held	No of Partly paid-up equity shares held	No of Shares Underlying Depository Receipts	Total No of Shares Held (IV+V+VI)	Shareholding as a % of total no of shares (A+B+C2)	Number of Voting Rights held in each class of securities	No of Shares Underlying convertible securities (including Warrants)	Shareholding as a % assuming full conversion of convertible Securities (as a percentage of diluted share capital)	Number of Locked in Shares	Number of Shares pledged or otherwise encumbered	Number of equity shares held in dematerialized form
(1)	(2)	(3)	(4)	(5)	(6)	(7)	(8)	(9)	(10)	(11)	(12)	(13)	(14)	(15)
	Custodian/DR Holder		0	0	0	0	0	0.00	0	0	0.00	0	0	0
(2)	Employee Benefit Trust (under SEBI/Share based Employee Benefit) Regulations 2014		0	0	0	0	0	0.00	0	0	0.00	0	0	0
	Total Non-Promoter-Non Public Shareholding (C) = (C1)+(C2)		0	0	0	0	0	0.00	0	0	0.00	0	0	0

