


SONATA SOFTWARE LIMITED



CMMI DEV/5SM
Exp: 2017-04-16 / Approval #22867

4th July, 2016

National Stock Exchange of India Limited
Listing Department
Exchange Plaza, 5th Floor
Bandra Kurla Complex
Bandra (E) Mumbai – 400 051
Stock Code - SONATSOFTW

BSE Limited
Listing Department
P.J. Towers, Dalal Street
Mumbai 400 001
Stock Code - 532221

Dear Sir/Madam,

SUB: SHAREHOLDING PATTERN

REF: REGULATION 31 (1) (b) OF THE SEBI (LODR) REGULATIONS, 2015

With reference to the above, please find enclosed shareholding pattern as on 30th June, 2016 in the format specified by you.

Kindly acknowledge receipt of the same.

Thanking you,

Very truly yours,

For **SONATA SOFTWARE LIMITED**

PRIYA MANOJ JASWANI
COMPANY SECRETARY

Format of Holding of Specified securities

1. Name of Listed Entity: SONATA SOFTWARE LTD
2. Scrip Code/Name of Scrip/Class of Security: 532221, SONATSOFTW, EQUITY SHARES
3. Share Holding Pattern Filed under: Reg. 31(1)(a)/Reg. 31(1)(b)/Reg. 31(1)(c)
 - a. if under 31(1)(b) then indicate the report for quarter ending 30/06/2016
 - b. if under 31(1)(c) then indicate date of allotment/extinguishment

4. Declaration : The Listed entity is required to submit the following declaration to the extent of submission of information:

Particulars	YES*	NO*
a. Whether the Listed Entity has issued any partly paid up shares		NO*
b. Whether the Listed Entity has issued any Convertible Securities or Warrants?		NO*
c. Whether the Listed Entity has any shares against which depository receipts are issued?		NO*
d. Whether the Listed Entity has any shares in locked-in?		NO*
e. Whether any shares held by promoters are pledge or otherwise encumbered?	YES*	

*if the Listed Entity selects the option 'NO' for the questions above, the columns for the partly paid up shares, Outstanding Convertible Securities/Warrants, depository receipts, locked-in shares, No of shares pledged or otherwise encumbered by promoters, as applicable, shall not be displayed at the time of dissemination on the Stock Exchange website. Also wherever there is 'No' declared by Listed entity in above table the values will be considered as 'Zero' by default on submission of the format of holding of specified securities.

5. The tabular format for disclosure of holding of specified securities is as follows:



Table I - Summary Statement holding of specified securities

Category	Category of Shareholder	No of Shareholders	No of fully paid up equity shares held	No of Partly paid-up equity shares held	No of Shares Underlying Depository Receipts	Total No of Shares Held (VII) = (IV)+(V)+(VI)	Shareholding as a % of total no of shares (As a % of (A+B+C2))	Number of Voting Rights held in each class of securities			Shareholding as a % assuming full conversion of convertible Securities (as a percentage of diluted share capital)	Number of Locked in Shares	Number of Shares pledged or otherwise encumbered	Number of equity shares held in dematerialized form		
								Class X	Class Y	Total						
(i)	(ii)	(iii)	(iv)	(v)	(vi)	(vii)	(viii)	(ix)			(x)	(xi)	(xii)	(xiii)	(xiv)	
(A)	Promoter & Promoter Group	12	32550161	0	0	32550161	30.95	32550161	0	32550161	30.95	0	0.00	375000	1.15	32550161
(B)	Public	34731	71049270	0	0	71049270	67.56	71049270	0	71049270	67.56	0	0.00	NA	NA	69375101
(C)	Non Promoter-Non Public	1	1559875	0	0	1559875	1.48	1559875	0	1559875	1.48	0	0.00	NA	NA	488575
(C1)	Shares underlying DRs	0	0	0	0	0	0 NA	0	0	0	0	0	0.00	NA	NA	0
(C2)	Shares held by Employees Trusts	1	1559875	0	0	1559875	1.48	1559875	0	1559875	1.48	0	0.00	NA	NA	488575
	Total:	34744	105159306	0	0	105159306	100	105159306	0	105159306	100	0	0	375000	1.15	102613837



Table II - Statement showing shareholding pattern of the Promoter and Promoter Group

Category	Category & Name of the Shareholder	PAN	No of Shareholders	No of paid up equity shares held	No of fully paid-up equity shares held	No of Partly paid-up equity shares held	No of Shares Underlying Depository Receipts	Total No of Shares Held (IV+V+VI)	Shareholding as a % of total no of shares (calculate as per SCRR, 1957 (VIII) As a % of (A+B+C2)	Number of class of securities	No of Voting Rights			Total as a % of (A+B+C)	No of Shares Underlying convertible securities (Including Warrants)	Shareholding as a % assuming full conversion of convertible securities (as a diluted share capital) (VII)+(X) As a % of (A+B+C2)	No.	Number of Locked In Shares		Number of pledged or otherwise encumbered	Number of Shares held in dematerialized form	
											Class X	Class Y	Total					As a % of total Shares held	No.			As a % of total Shares held
(1)	Indian																					
(a)	Individuals/Hindu undivided Family		7	29452210	0	0	29452210	28.01	28.01	0	29452210	0	28.01	0	0.00	0	0.00	0	0.00	29452210		
	BELA M DALAL	AAAPD8329F	1	223500	0	0	223500	0.21	0.21	0	223500	0	0.21	0	0.00	0	0.00	0	0.00	223500		
	MUKUND DHARAMDAS DALAL	AAAPD8330Q	1	1036260	0	0	1036260	0.99	0.99	0	1036260	0	0.99	0	0.00	0	0.00	0	0.00	1036260		
	SUMAN R RAHEJA	AABPR1397L	1	6900000	0	0	6900000	6.56	6.56	0	6900000	0	6.56	0	0.00	0	0.00	0	0.00	6900000		
	SHYAM BHUPATIRAI GHIA	AAAPG6187A	1	5000	0	0	5000	0.00	0.00	0	5000	0	0.00	0	0.00	0	0.00	0	0.00	5000		
	RAJAN B RAHEJA	AAANPR0573I	1	4787450	0	0	4787450	4.55	4.55	0	4787450	0	4.55	0	0.00	0	0.00	0	0.00	4787450		
	AKSHAY RAJAN RAHEJA	ADNPR1084R	1	8250000	0	0	8250000	7.85	7.85	0	8250000	0	7.85	0	0.00	0	0.00	0	0.00	8250000		
	VIREN RAJAN RAHEJA	AEVPR7893D	1	8250000	0	0	8250000	7.85	7.85	0	8250000	0	7.85	0	0.00	0	0.00	0	0.00	8250000		
(b)	Central Government/State Government(s)		0	0	0	0	0	0.00	0.00	0	0	0	0.00	0	0.00	0	0.00	0	0.00	0		
(c)	Financial Institutions/Banks		0	0	0	0	0	0.00	0.00	0	0	0	0.00	0	0.00	0	0.00	0	0.00	0		
(d)	Any Other		5	3097951	0	0	3097951	2.95	2.95	0	3097951	0	2.95	0	0.00	0	0.00	0	0.00	3097951		
	BHUPATI INVESTMENTS AND FINANCE PVT LTD	AAACB0441P	1	1561951	0	0	1561951	1.49	1.49	0	1561951	0	1.49	0	0.00	0	0.00	0	0.00	1561951		
	EXCELSIOR CONSTRUCTION COMPANY PRIVATE LIMITED	AAACE9009CQ	1	1150000	0	0	1150000	1.09	1.09	0	1150000	0	1.09	0	0.00	0	0.00	0	0.00	1150000		
	DALTREYA INVESTMENT & FINANCE PRIVATE LTD	AAABCD2269C	1	100000	0	0	100000	0.10	0.10	0	100000	0	0.10	0	0.00	0	0.00	0	0.00	100000		
	GSTAAD INVESTMENT & FINANCE PRIVATE LIMITED	AAABCG4641D	1	143000	0	0	143000	0.14	0.14	0	143000	0	0.14	0	0.00	0	0.00	0	0.00	143000		
	TROPHY INVESTMENT & FINANCE PRIVATE LIMITED	AAABCT4521F	1	143000	0	0	143000	0.14	0.14	0	143000	0	0.14	0	0.00	0	0.00	0	0.00	143000		
	Sub-Total (A)(1)		12	32550161	0	0	32550161	30.95	30.95	0	32550161	0	30.95	0	0.00	0	0.00	0	0.00	32550161		
(2)	Foreign																					
(a)	Individuals (Non-Resident Individuals/Foreign Individuals)		0	0	0	0	0	0.00	0.00	0	0	0	0.00	0	0.00	0	0.00	0	0.00	0		
(b)	Government		0	0	0	0	0	0.00	0.00	0	0	0	0.00	0	0.00	0	0.00	0	0.00	0		
(c)	Institutions		0	0	0	0	0	0.00	0.00	0	0	0	0.00	0	0.00	0	0.00	0	0.00	0		
(d)	Foreign Portfolio Investor		0	0	0	0	0	0.00	0.00	0	0	0	0.00	0	0.00	0	0.00	0	0.00	0		
(e)	Any Other		0	0	0	0	0	0.00	0.00	0	0	0	0.00	0	0.00	0	0.00	0	0.00	0		
	Sub-Total (A)(2)		0	0	0	0	0	0.00	0.00	0	0	0	0.00	0	0.00	0	0.00	0	0.00	0		
	Total Shareholding of Promoter and Promoter Group (A)=(A)(1)+(A)(2)		12	32550161	0	0	32550161	30.95	30.95	0	32550161	0	30.95	0	0.00	0	0.00	0	0.00	32550161		







Table III - Statement showing shareholding pattern of the Public shareholder

Category	Category & Name of the Shareholder	PAN	No of Share holders	No of fully paid up equity shares held	No of Partly paid-up equity shares held	No of Shares Underlying Depository Receipts	Total No of Shares Held (IV+V+VI)	Shareholding as a % of total no of shares (A+B+C2)	Number of Voting Rights held in each class of securities			No of Shares Underlying convertible securities (Including Warrants)	Shareholding as a % assuming full conversion of convertible securities (as a percentage of diluted share capital)	Number of Locked in Shares	Number of Shares pledged or otherwise encumbered	Number of equity shares held in dematerialized form
									Class X	Class Y	Total					
	(i)	(iii)	(iv)	(v)	(vi)	(vii)	(viii)	(ix)	(x)	(xi)	(xii)	(xiii)	(xiv)			
(1) Institutions																
(a) Mutual Funds			13	3065880	0	0	3065880	2.92	3065880	0	3065880	2.92	0	0.00	NA	2065880
	BIRLA SUN LIFE TRUSTEE COMPANY PRIVATE LIMITED															
	A/CBIRLA SUN LIFE DIVIDEND YIELD PLUS	AAATB0102C	9	2060559	0	0	2060559	1.96	2060559	0	2060559	1.96	0	0.00	NA	2060559
(b) Venture Capital Funds			0	0	0	0	0	0.00	0	0	0	0.00	0	0.00	NA	0
(c) Alternate Investment Funds			0	0	0	0	0	0.00	0	0	0	0.00	0	0.00	NA	0
(d) Foreign Venture Capital Investors			0	0	0	0	0	0.00	0	0	0	0.00	0	0.00	NA	0
(e) Foreign Portfolio Investors			54	14378378	0	0	14378378	13.67	14378378	0	14378378	13.67	0	0.00	NA	14378378
	ORANGE MAURITIUS INVESTMENTS LIMITED	AABCO0594R	1	1844171	0	0	1844171	1.75	1844171	0	1844171	1.75	0	0.00	NA	1844171
	CREDIT SUISSE (SINGAPORE) LIMITED	AACCC07328N	1	1184169	0	0	1184169	1.13	1184169	0	1184169	1.13	0	0.00	NA	1184169
	OCEAN DIAL GATEWAY TO INDIA MAURITIUS LIMITED	AACCI0546C	1	1700000	0	0	1700000	1.62	1700000	0	1700000	1.62	0	0.00	NA	1700000
	GOLDMAN SACHS INDIA FUND LIMITED	AADGG0280C	1	3578649	0	0	3578649	3.40	3578649	0	3578649	3.40	0	0.00	NA	3578649
(f) Financial Institutions/Banks			6	73459	0	0	73459	0.07	73459	0	73459	0.07	0	0.00	NA	73459
(g) Insurance Companies			0	0	0	0	0	0.00	0	0	0	0.00	0	0.00	NA	0
(h) Provident Funds/Pension Funds			0	0	0	0	0	0.00	0	0	0	0.00	0	0.00	NA	0
(i) Any Other																
	BENEFICIAL HOLDINGS UNDER MGT-4		1	8409	0	0	8409	0.01	8409	0	8409	0.01	0	0.00	NA	8409
Sub Total (B)(1)			74	17526126	0	0	17526126	16.67	17526126	0	17526126	16.67	0	0.00	NA	17526126
(2) of India			0	0	0	0	0	0.00	0	0	0	0.00	0	0.00	NA	0
Sub Total (B)(2)			0	0	0	0	0	0.00	0	0	0	0.00	0	0.00	NA	0
(3) Non-institutions																
(a) Individual shareholders holding nominal share capital up to Rs.2 lakhs			33274	28058755	0	0	28058755	26.68	28058755	0	28058755	26.68	0	0.00	NA	26600586
ii. Individual shareholders holding nominal share capital in excess of Rs. 2 Lakhs			15	18153112	0	0	18153112	17.26	18153112	0	18153112	17.26	0	0.00	NA	18153112
	SRIKAR PALEM REDDY	AAJPR9128H	1	1240228	0	0	1240228	1.18	1240228	0	1240228	1.18	0	0.00	NA	1240228
	HEMENDRA M KOTHARI	ABOPK8771F	1	10660026	0	0	10660026	10.14	10660026	0	10660026	10.14	0	0.00	NA	10660026
(b) NBFCs Registered with RBI			5	30385	0	0	30385	0.03	30385	0	30385	0.03	0	0.00	NA	30385
(c) Employee Trusts			0	0	0	0	0	0.00	0	0	0	0.00	0	0.00	NA	0
(d) Overseas Depositories (Holding DRs)(Balancing figure)			0	0	0	0	0	0.00	0	0	0	0.00	0	0.00	NA	0
(e) Any Other																
TRUSTS			5	16500	0	0	16500	0.02	16500	0	16500	0.02	0	0.00	NA	16500
NON RESIDENT INDIANS			571	819061	0	0	819061	0.78	819061	0	819061	0.78	0	0.00	NA	819061
CLEARING MEMBERS			152	111108	0	0	111108	0.11	111108	0	111108	0.11	0	0.00	NA	111108
BODIES CORPORATES			655	634223	0	0	634223	6.02	634223	0	634223	6.02	0	0.00	NA	634223
PRESIDENT SECURITIES PRIVATE LIMITED		AADCP0490P	1	2500000	0	0	2500000	2.38	2500000	0	2500000	2.38	0	0.00	NA	2500000
Sub Total (B)(3)			34657	53523144	0	0	53523144	50.90	53523144	0	53523144	50.90	0	0.00	NA	52048975
Total Public Shareholding (B) = (B)(1)+(B)(2)+(B)(3)			34731	71049270	0	0	71049270	67.56	71049270	0	71049270	67.56	0	0.00	NA	69575101

Signature


Table IV - Statement showing shareholding pattern of the Non Promoter - Non Public Shareholder

Category Shareholder	PAN	No of Shareholders	No of fully paid up equity shares held	No of Partly paid-up equity shares held	No of Shares Underlying Depository Receipts	Total No of Shares Held (IV+V+VI)	Shareholding as a % of total no of shares (A+B+C2)	Number of Voting Rights held in each class of securities			Shareholding as a % assuming full conversion of convertible Securities (as a percentage of diluted share capital)	Number of Locked in Shares	Number of Shares pledged or otherwise encumbered	Number of equity shares held in dematerialized form		
								Class X	Class Y	Total						
		(III)	(IV)	(V)	(VI)	(VII)	(VIII)	Total as a % of (A+B+C)			(XI)	No. As a % of total Shares held	(XII)	No. As a % of total Shares held	(XIII)	(XIV)
(1) Custodian/DR Holder	(II)	0	0	0	0	0	0.00	0	0	0	0.00	0	0.00	0	NA	0
Employee Benefit Trust (under SEBI(Share based Employee Benefit) Regulations 2014)	AABTS3528E	1	1559875	0	0	1559875	1.48	1559875	0	1559875	1.48	0	0.00	0	NA	488575
Total Non-Promoter-Non Public Shareholding (C) = (C)(1)+(C)(2)		1	1559875	0	0	1559875	1.48	1559875	0	1559875	1.48	0	0.00	0	NA	488575



Details of the shareholders acting as persons in Concert including their Shareholding:			
Name of Shareholder	Name of PAC	No of shares	Holding%
Total:		0	0

Signature



Details of Shares which remain unclaimed may be given hear along with details such as number of shareholders,

No of Shareholders	No of shares
--------------------	--------------

