

SONATA SOFTWARE LIMITED

Website: Sonata-Software.com  
Email Id: info@sonata-software.com



**CMMI DEV/5**  
Exp. 2017-04-16 / Appraisal #22062

10th July, 2015

The Manager  
Market Operations  
Bombay Stock Exchange Ltd  
Phiroze Jeejeebhoy Towers,  
Dalal Street, Mumbai – 400 001.

Dear Sir/Madam,

**SUB: SHAREHOLDING PATTERN**  
**REF: CLAUSE 35 OF THE LISTING AGREEMENT**

With reference to the above, please find enclosed shareholding pattern as on 30th June, 2015 in the format specified by you.

Kindly acknowledge receipt of the same.


Thanking you,


Very truly yours,  
For **SONATA SOFTWARE LIMITED**

**PRIYA MANOJ JASWANI**  
COMPANY SECRETARY

CC to : The National Stock Exchange Ltd - Mumbai

(1)(a) STATEMENT SHOWING SHAREHOLDING PATTERN IN CLAUSE-35			
NAME OF THE COMPANY:SONATA SOFTWARE LTD		Name of the Scrip: SONATSOFTW	
SCRIP CODE:	532221		
Class of Security:	Equity		
QUARTER ENDED:	30/06/2015		
Partly paid-up shares	No. of partly paid-up shares	As a % of total no. of partly paid-up shares	As a % of total no. of shares of the Company.
Held by promoter/promoter group	0	0	0
Held by Public	0	0	0
<b>Total:</b>	<b>0</b>	<b>0</b>	<b>0</b>
Outstanding convertible securities:	No. of outstanding securities	As a % of total no. of outstanding convertible securities.	As a % of total no. of shares of the Company assuming full conversion of the convertible securities
Held by promoter/promoter group	0	0	0
Held by Public	0	0	0
<b>Total:</b>	<b>0</b>	<b>0</b>	<b>0</b>
Warrants:	No. of warrants	As a % of total no. of warrants	As a % of total no. of shares of the Company, assuming full conversion of warrants
Held by promoter/promoter group	0	0	0
Held by Public	0	0	0
<b>Total:</b>	<b>0</b>	<b>0</b>	<b>0</b>
<b>Total paid-up capital of the Company, assuming full conversion of warrants and convertible securities</b>	<b>105159306</b>	<b>0</b>	<b>100.00</b>





CATEGORY CODE	CATEGORY OF SHAREHOLDER (I)	NO OF SHAREHOLDERS (III)	TOTAL NUMBER OF SHARES (IV)	NO OF SHARES HELD IN DEMATERIALIZED FORM (V)	TOTAL SHAREHOLDING AS A % OF TOTAL NO OF SHARES		SHARES PLEDGE OR OTHERWISE ENCUMBERED		AS a PERCENTAGE (IX)=(VIII)/(IV)*100
					AS a PERCENTAGE of (A+B), (VI)	AS a PERCENTAGE of (A+B+C), (VII)	NUMBER OF SHARES (VIII)	AS a PERCENTAGE (IX)=(VIII)/(IV)*100	
(A)	PROMOTER AND PROMOTER GROUP								
(B)	INDIAN								
(B)	Individual /HUF	30	29457210	29457210	28.01	28.01	0	0	0.00
(B)	Central Government/State Gover	0	0	0	0.00	0.00	0	0	0.00
(B)	Bodies Corporate	11	4597951	4597951	4.37	4.37	1875000	40.78	40.78
(B)	Financial Institutions/ Banks	0	0	0	0.00	0.00	0	0	0.00
(B)	Others	0	0	0	0.00	0.00	0	0	0.00
	Sub-Total A(1) :	21	34050161	34050161	32.38	32.38	1875000	5.51	5.51
(2)	FOREIGN								
(a)	Individuals (NRIs)/Foreign Individ	0	0	0	0.00	0.00	0	0	0.00
(b)	Bodies Corporate	0	0	0	0.00	0.00	0	0	0.00
(c)	Institutions	0	0	0	0.00	0.00	0	0	0.00
(d)	Qualified Foreign Investor	0	0	0	0.00	0.00	0	0	0.00
(e)	Others	0	0	0	0.00	0.00	0	0	0.00
	Sub-Total A(2) :	0	0	0	0.00	0.00	0	0	0.00
	Total A=(1)+A(2)	21	34050161	34050161	32.38	32.38	1875000	5.51	5.51
(B)	PUBLIC SHAREHOLDING								
(1)	INSTITUTIONS								
(a)	Mutual Funds /FII	6	4057341	4057341	0.39	0.39	0	0	0.00
(b)	Financial Institutions/ Banks	4	894541	894541	0.09	0.09	0	0	0.00
(c)	Central Government/ State Gover	0	0	0	0.00	0.00	0	0	0.00
(d)	Venture Capital Funds	0	0	0	0.00	0.00	0	0	0.00
(e)	Insurance Companies	0	0	0	0.00	0.00	0	0	0.00
(f)	Foreign Institutional Investors	43	10359241	10359241	9.85	9.85	0	0	0.00
(g)	Foreign Venture Capital Investors	0	0	0	0.00	0.00	0	0	0.00
(h)	Qualified Foreign Investor	0	0	0	0.00	0.00	0	0	0.00
(i)	Others	0	0	0	0.00	0.00	0	0	0.00
	Sub-Total B(1) :	53	10854429	10854429	10.32	10.32	0	0	0.00
(2)	NON-INSTITUTIONS								
(a)	Bodies Corporate	692	8066074	8066074	7.67	7.67	0	0	0.00
(b)	Individuals	34222	26962667	26962667	25.64	25.64	0	0	0.00
	(i) Individuals holding nominal share capital upto Rs.1 lakh								
	(ii) Individuals holding nominal share capital in excess of Rs.1 lakh	45	21185135	21185135	20.15	20.15	0	0	0.00
(c)	Others	3	1490228	1490228	1.42	1.42	0	0	0.00
	DIRECTORS	80	125387	125387	0.12	0.12	0	0	0.00
	CLEARING MEMBERS	544	843950	843950	0.80	0.80	0	0	0.00
	NON RESIDENT INDIANS	7	1581275	1581275	1.50	1.50	0	0	0.00
	TRUST	0	0	0	0.00	0.00	0	0	0.00
	Unclaimed Foreign Investor	0	0	0	0.00	0.00	0	0	0.00
	Sub-Total B(2) :	35593	6025716	57638972	57.30	57.30	0	0	0.00
	Total B=(1)+B(2) :	35646	71109145	68693401	67.62	67.62	0	0	0.00
	Total (A+B) :	35667	105159306	102543562	100.00	100.00	0	0	0.00
(C)	Shares held by custodians, against which Depository Receipts have been issued								
(1)	Promoter and Promoter Group	0	0	0	0.00	0.00	0	0	0.00
(2)	Public	0	0	0	0.00	0.00	0	0	0.00
	GRAND TOTAL (A+B+C) :	35667	105159306	102543562	100.00	100.00	1875000	1.78	1.78

(I)(b) Statement showing holding of securities (including shares, warrants, convertible securities) of persons belonging to the category "Promoter and Promoter Group"

Sr.No	Name of the Shareholder	Details of Shares held		Encumbered shares (*)		Details of Warrants		Details of convertible securities		Total Shares (including underlying shares assuming full conversion of warrants and convertible securities) as a % of diluted share capital
		No. of Shares held (iii)	As a % of grand total (A)+(B)+(C) (IV)	Pledge Shares (V)	AS a percentage (VI)=(V)/(iii)*100 (VII)	AS a % of grand total (A) + (B) + (C) of sub-clause (I)(a) (VII)	Number of warrants held (VIII)	As a % total number of warrants of the same class (IX)	Number of convertible securities held (X)	
(i)	(ii)									(XII)
1	VIREN RAJAN RAHEJA	8250000	7.85	0	0.00	0	0.00	0	0.00	0.00
2	AKSHAY RAJAN RAHEJA	8250000	7.85	0	0.00	0	0.00	0	0.00	7.85
3	SUMAN R RAHEJA	6900000	6.56	0	0.00	0	0.00	0	0.00	6.56
4	RAJAN B RAHEJA	4787450	4.55	0	0.00	0	0.00	0	0.00	4.55
5	BHUPATI INVESTMENTS AND FINANCE PRIVATE LIMITED	18750000	1.78	18750000	100.00	0	0.00	0	0.00	1.78
6	EXCELSIOR CONSTRUCTION COMPANY PRIVATE LIMITED	1150000	1.09	0	0.00	0	0.00	0	0.00	1.09
7	MUKUND D DALAL	1019600	0.97	0	0.00	0	0.00	0	0.00	0.97
8	BHUPATI INVESTMENTS AND FINANCE PRIVATE LIMITED	509826	0.48	0	0.00	0	0.00	0	0.00	0.48
9	BHUPATI INVESTMENTS AND FINANCE PRIVATE LIMITED	350114	0.33	0	0.00	0	0.00	0	0.00	0.33
10	BHUPATI INVESTMENTS AND FINANCE PRIVATE LIMITED	312000	0.30	0	0.00	0	0.00	0	0.00	0.30
11	BELA MUKUND DALAL	154000	0.15	0	0.00	0	0.00	0	0.00	0.15
12	TROPHY INVESTMENT & FINANCE PRIVATE LIMITED	143000	0.14	0	0.00	0	0.00	0	0.00	0.14
13	GSTAAD INVESTMENT & FINANCE PRIVATE LIMITED	143000	0.14	0	0.00	0	0.00	0	0.00	0.14
14	DALTREYA INVESTMENT & FINANCE PRIVATE LTD	100000	0.10	0	0.00	0	0.00	0	0.00	0.10
15	BELA M DALAL	69500	0.07	0	0.00	0	0.00	0	0.00	0.07
16	BHUPATI INVESTMENTS AND FINANCE PVT LTD	12457	0.01	0	0.00	0	0.00	0	0.00	0.01
17	MUKUND DHARAMDAS DALAL	10000	0.01	0	0.00	0	0.00	0	0.00	0.01
18	MUKUND DHARAMDAS DALAL	6660	0.01	0	0.00	0	0.00	0	0.00	0.01
19	SHYAM BHUPATRAI GHIA	5000	0.00	0	0.00	0	0.00	0	0.00	0.00
20	BHUPATI INVESTMENTS AND FINANCE PVT. LTD.	2000	0.00	0	0.00	0	0.00	0	0.00	0.00
21	BHUPATI INVESTMENTS AND FINANCE PVT. LTD.	554	0.00	0	0.00	0	0.00	0	0.00	0.00
	TOTAL :	34050161	32.38	1875000	5.51	0	0.00	0	0.00	32.38




(f)(c)(i) Statement showing holding of securities (including shares, warrants, convertible securities) of persons belonging to the category "Public" and holding more than 1% of the total num									
Sr.No.	Name of the shareholder	Number of shares held	Shares as a percentage of total number of shares (i.e., Grant total (A)+(B)+(C) indicated in Statement at para (i)(a) above}	Details of warrants		Details of convertible securities			Total shares (including underlying shares assuming full conversion of warrants and convertible securities) as a % of diluted share capital)
				Number of warrants held	As a % total number of warrants of the same class	Number of convertible securities held	% w.r.t total number of convertible securities of the same class		
1	HEMENDRA M KOTHARI	10660026	10.14	0	0.00	0	0.00	0	10.14
2	GOLDMAN SACHS INDIA FUND LIMITED	3497859	3.33	0	0.00	0	0.00	0	3.33
3	PRESCIENT SECURITIES PRIVATE LIMITED	2500000	2.38	0	0.00	0	0.00	0	2.38
4	ORANGE MAURITIUS INVESTMENTS LIMITED	1594171	1.52	0	0.00	0	0.00	0	1.52
5	SANKARAN RAMACHANDRAN	1559875	1.48	0	0.00	0	0.00	0	1.48
6	SRIKAR PALEM REDDY	1440228	1.37	0	0.00	0	0.00	0	1.37
<b>TOTAL :</b>		<b>21252159</b>	<b>20.21</b>	<b>0.00</b>	<b>0.00</b>	<b>0.00</b>	<b>0.00</b>	<b>0.00</b>	<b>20.21</b>



(f)(c)(ii) Statement showing holding of securities (including shares, warrants, convertible securities) of persons (together with PAC) belonging to the category "Public" and holding more than 5% of the total number of shares of the company.								
Sr.No.	Name(s) of the shareholder(s) and the Persons Acting in Concert (PAC) with shares held	Number of shares held	Shares as a percentage of total number of shares (i.e., Grant total (A)+(B)+(C) indicated in Statement at para (1)(a) above)	Details of warrants		Total shares (including underlying shares assuming full conversion of warrants and convertible securities) as a % of diluted share capital)		
				Number of warrants held	As a % total number of warrants of the same class		Number of convertible securities held	% w.r.t total number of convertible securities of the same class
1	HEMENDRA M KOTHARI	10660026	10.14	0	0.00	0	0.00	10.14
<b>TOTAL :</b>		<b>10660026</b>	<b>10.14</b>	<b>0</b>	<b>0.00</b>	<b>0</b>	<b>0.00</b>	<b>10.14</b>



STATEMENT SHOWING DETAILS OF LOCKED-IN SHARES"			
(I)(d)			
Sr.No.	Name of the shareholder	Number of locked-in shares	Locked-in shares as a (%) percentage of total number of shares (i.e, Grand Total (A)+(B)+(C) Indicated in Statement at para (I)(a) above)
			Promoter/Promoter Group/Public
<b>TOTAL :</b>		<b>0</b>	<b>0</b>



STATEMENT SHOWING DETAILS OF DEPOSITORY RECEIPTS (DRS)				
(ii)(a)				
Sr.No.	Type of outstanding DR (ADRs,GDRs,SDRs,etc.)	Number of outstanding DRs	Number of shares underlying outstanding DRs	Shares underlying outstanding DRs as a percentage of total number of shares {i.e., Grand Total (A)+(B)+(C) indicated in Statement at Para(I)(a) above}
		0		
TOTAL :				0





Statement showing Holding of Depository Receipts (DRs), where underlying shares held by "Promoter/Promoter group" are in excess of 1% of the total number shares.				
(II)(b)		Type of outstanding DR (ADRs,GDRs,SDRs, etc.)	Number of shares underlying outstanding DRs	Shares underlying outstanding DRs as a percentage of total number of shares {i.e., Grand Total (A)+(B)+(C) indicated in Statement at para(I)(a) above}
Sr.No.	Name of the DR Holder			
TOTAL :			0	0

